

Ice Makers

Half Dice Ice, 140kg/24h, 45kg bin, water-cooled

ITEM # _____

MODEL # _____

NAME # _____

SIS # _____

AIA # _____



730298 (IHD140I45SNP)

Ice Maker, Half Dice Ice, 140 kg/24h, self-contained, 45kg ice collection bin included, water-cooled

Short Form Specification

Item No.

Water cooled half dice maker, self-contained with 45kg bin. Compact dimension and height adjustable feet. AISI 304 stainless steel exterior, food grade and internal ice container in ABS, copper evaporator ensure safe contact with ice. Sturdy door opening system in AISI 304 stainless steel. Fully automatic in operation and easy cleanability thanks to the automatic cleaning system. The ice making method guarantees continuous and reliable production, crystalline and hygienically pure ice cubes that quickly cool the drinks down. Electronic board controls the set parameters and sensitive touch-press panel with 2 speed regulation of ice production. Bin with internal corner for easy cleaning and it is fully insulated. Supplied with flexible water supply, drain hoses and scoop. Hydrocarbon refrigerant gas R290 for the lowest environmental impact.

Main Features

- Easy cleanability guaranteed by an automatic system: the cleaning switch activate the circulation and the rinse of water; at the end of the cycle just swithed again to start producing ice.
- The ice making method guarantees a continuous and reliable production.
- The ice-making method guarantees ice cubes that quickly cool the drinks down.
- Water consumption and productivity calculated using 15°C water temperature and 21°C ambient temperature.
- Compact dimensions of the ice cubers make them highly suitable for any location, particularly those where space is at a premium.
- Fully automatic in operation.
- Rounded internal corners of the bin assure ease of cleaning.
- Food grade ABS interior.
- Suitable for gravity drain only.
- Bin included.
- Compliant to CE requirements for safety.

Construction

- Reliability guaranteed by the quality of the construction materials used (front, top and sides in 304 AISI stainless steel) and the sophisticated product and process technology involved.
- Thanks to a vertical evaporator, the appliance guarantees considerable ice production in a short time: the cubes detach individually and fall into the bin, perfectly separated from each other and of equal size (6 g).
- The sprayers are easy to take away, permit a simple flowing and prevent limestone formation.
- AISI 304 stainless steel exterior.
- Copper evaporator ensures a safe contact with ice.
- Sturdy door opening system made in AISI 304 stainless steel.
- Internal ice containers in ABS.
- Hygienical plastic spray arms removable without the use of tools.
- Supplied with flexible water supply, drain hoses and scoop.
- Easy access to the main components for maintenance.
- ON-OFF rocker switch.
- Adjustable 105-155mm feet.
- Plug as standard (schuko type).

Sustainability

- Hydrocarbon refrigerant gas R290 for the lowest environmental impact (GWP=3) - CFC and HCFC free.
- Reduced energy consumption by fully insulated storage bin.

APPROVAL: _____



Electrolux
PROFESSIONAL

Ice Makers
**Half Dice Ice, 140kg/24h, 45kg bin,
water-cooled**

Optional Accessories

- | | | |
|--|------------|--------------------------|
| • Purity C 150 Quell ST system with flow meter | PNC 0S1628 | <input type="checkbox"/> |
| • Purity C 300 Quell ST system with flow meter | PNC 0S1629 | <input type="checkbox"/> |
| • Drain pump kit | PNC 880690 | <input type="checkbox"/> |



Ice Makers
Half Dice Ice, 140kg/24h, 45kg bin, water-cooled

The company reserves the right to make modifications to the products without prior notice. All information correct at time of printing.

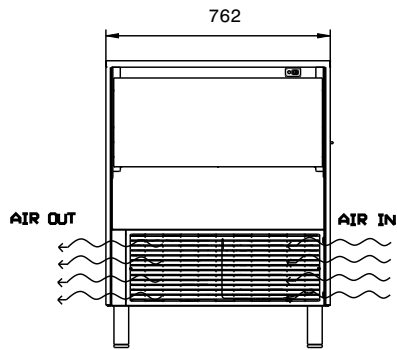
2025.07.07



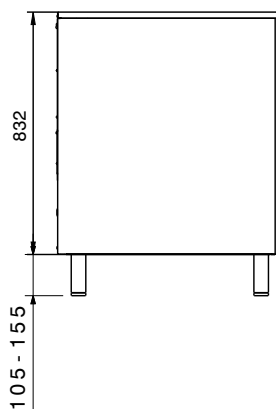
Electrolux
PROFESSIONAL

Ice Makers Half Dice Ice, 140kg/24h, 45kg bin, water-cooled

Front

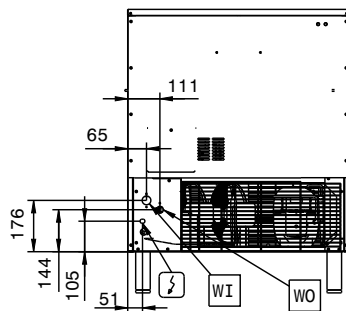


Side

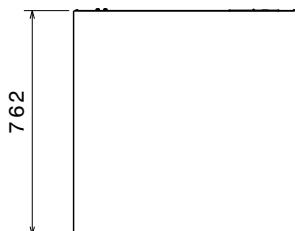


CWI1 = Cold Water inlet 1 (cleaning) WOC = Cooling water outlet
D = Drain
EI = Electrical inlet (power)
WIC = Cooling water inlet

Rear side



Top



Electric

Supply voltage: 220-240 V/1N ph/50 Hz
Electrical power, max: 1.4 kW

Capacity:

Bin capacity: 45 kg

Key Information:

External dimensions, Width: 762 mm
External dimensions, Depth: 762 mm
External dimensions, Height: 937 mm
Net weight: 74 kg
Output: 140 kg/day
Kind of cube: Ice Cube 6 g

Sustainability

Refrigerant type: R290
Refrigerant weight: 135 g
Water consumption: 70.4 lt/hr



Ice Makers
Half Dice Ice, 140kg/24h, 45kg bin, water-cooled

The company reserves the right to make modifications to the products without prior notice. All information correct at time of printing.

2025.07.07